

uCertify

Course Outline

Beginning HTML5 and CSS3



03 May 2024

1. Course Objective
2. Pre-Assessment
3. Exercises, Quizzes, Flashcards & Glossary
Number of Questions
4. Expert Instructor-Led Training
5. ADA Compliant & JAWS Compatible Platform
6. State of the Art Educator Tools
7. Award Winning Learning Platform (LMS)
8. Chapter & Lessons

Syllabus

Chapter 1: HTML5: Now, Not 2022

Chapter 2: Your First Plunge into HTML5

Chapter 3: New Structural Elements

Chapter 4: A Richer Approach to Marking Up Content

Chapter 5: Rich Media

Chapter 6: Paving the Way for Web Applications

Chapter 7: CSS3, Here and Now

Chapter 8: Keeping Your Markup Slim Using CSS Selectors

Chapter 9: A Layout for Every Occasion

Chapter 10: Improving Web Typography

Chapter 11: Putting CSS3 Properties to Work

Chapter 12: Transforms, Transitions, and Animation

Chapter 13: The Future of CSS or, Awesome Stuff That's Coming

Chapter 14: Video Tutorials

Videos and How To

9. Practice Test

Here's what you get

Features

10. Post-Assessment

1. Course Objective

Use the Beginning HTML5 and CSS3 course to enhance your coding skills. The course provides essential knowledge and skills in HTML5, CSS3, new structural elements, transformation, transition, animation, and many more. The HTML5 and CSS3 course and its study resources will help you learn all the basic and advanced concepts of coding in HTML5 and CSS3. The comprehensive course is designed to provide a complete understanding of all the aspects of HTML5 and CSS3.

2. Pre-Assessment

Pre-Assessment lets you identify the areas for improvement before you start your prep. It determines what students know about a topic before it is taught and identifies areas for improvement with question assessment before beginning the course.

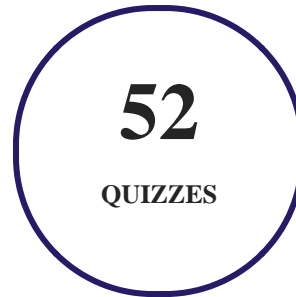
3. Exercises

There is no limit to the number of times learners can attempt these. Exercises come with detailed remediation, which ensures that learners are confident on the topic before proceeding.




4. Quizzes

Quizzes test your knowledge on the topics of the exam when you go through the course material. There is no limit to the number of times you can attempt it.



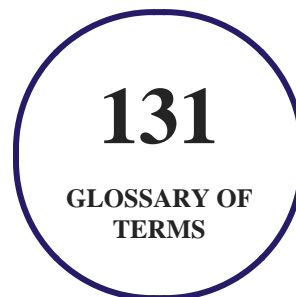
5. flashcards

Flashcards are effective memory-aiding tools that help you learn complex topics easily. The flashcard will help you in memorizing definitions, terminologies, key concepts, and more. There is no limit to the number of times learners can attempt these. Flashcards help master the key concepts.



6. Glossary of terms

uCertify provides detailed explanations of concepts relevant to the course through Glossary. It contains a list of frequently used terminologies along with its detailed explanation. Glossary defines the key terms.



7. Expert Instructor-Led Training

uCertify uses the content from the finest publishers and only the IT industry's finest instructors. They have a minimum of 15 years real-world experience and are subject matter experts in their fields. Unlike a live class, you can study at your own pace. This creates a personal learning experience and gives you all the benefit of hands-on training with the flexibility of doing it around your schedule 24/7.

8. ADA Compliant & JAWS Compatible Platform

uCertify course and labs are ADA (Americans with Disability Act) compliant. It is now more accessible to students with features such as:

- Change the font, size, and color of the content of the course
- Text-to-speech, reads the text into spoken words
- Interactive videos, how-tos videos come with transcripts and voice-over
- Interactive transcripts, each word is clickable. Students can clip a specific part of the video by clicking on a word or a portion of the text.

JAWS (Job Access with Speech) is a computer screen reader program for Microsoft Windows that reads the screen either with a text-to-speech output or by a Refreshable Braille display. Student can easily navigate uCertify course using JAWS shortcut keys.

9. State of the Art Educator Tools

uCertify knows the importance of instructors and provide tools to help them do their job effectively. Instructors are able to clone and customize course. Do ability grouping. Create sections. Design grade scale and grade formula. Create and schedule assessments. Educators can also move a student from self-paced to mentor-guided to instructor-led mode in three clicks.

10. Award Winning Learning Platform (LMS)

uCertify has developed an award winning, highly interactive yet simple to use platform. The SIIA CODiE Awards is the only peer-reviewed program to showcase business and education technology's finest products and services. Since 1986, thousands of products, services and solutions have been

recognized for achieving excellence. uCertify has won CODiE awards consecutively for last 7 years:

- **2014**

1. Best Postsecondary Learning Solution

- **2015**

1. Best Education Solution
2. Best Virtual Learning Solution
3. Best Student Assessment Solution
4. Best Postsecondary Learning Solution
5. Best Career and Workforce Readiness Solution
6. Best Instructional Solution in Other Curriculum Areas
7. Best Corporate Learning/Workforce Development Solution

- **2016**

1. Best Virtual Learning Solution
2. Best Education Cloud-based Solution
3. Best College and Career Readiness Solution
4. Best Corporate / Workforce Learning Solution
5. Best Postsecondary Learning Content Solution
6. Best Postsecondary LMS or Learning Platform
7. Best Learning Relationship Management Solution

- **2017**

1. Best Overall Education Solution
2. Best Student Assessment Solution
3. Best Corporate/Workforce Learning Solution
4. Best Higher Education LMS or Learning Platform

- **2018**

1. Best Higher Education LMS or Learning Platform

2. Best Instructional Solution in Other Curriculum Areas
3. Best Learning Relationship Management Solution

- **2019**

1. Best Virtual Learning Solution
2. Best Content Authoring Development or Curation Solution
3. Best Higher Education Learning Management Solution (LMS)

- **2020**

1. Best College and Career Readiness Solution
2. Best Cross-Curricular Solution
3. Best Virtual Learning Solution

11. Chapter & Lessons

uCertify brings these textbooks to life. It is full of interactive activities that keeps the learner engaged. uCertify brings all available learning resources for a topic in one place so that the learner can efficiently learn without going to multiple places. Challenge questions are also embedded in the chapters so learners can attempt those while they are learning about that particular topic. This helps them grasp the concepts better because they can go over it again right away which improves learning.

Learners can do Flashcards, Exercises, Quizzes and Labs related to each chapter. At the end of every lesson, uCertify courses guide the learners on the path they should follow.

Syllabus

Chapter 1: HTML5: Now, Not 2022

- Basic tenets
- How was HTML5 created?
- HTML5 moving forward!

- HTML5 design principles
- A dozen myths about HTML5
- Summary

Chapter 2: Your First Plunge into HTML5

- Homework review
- It's all in the head
- A Hello World! journey
- Supporting HTML5 cross-browser
- An HTML5 boilerplate page
- Validation
- Revisiting Miss Baker
- Summary
- Homework

Chapter 3: New Structural Elements

- Workflow practices, evolving?
- A brave new semantic dawn

- Structural building blocks: <div>, <section>, and <article>
- Headings: <header>, <hgroup>, and <h1>-<h6>, plus <footer>
- The HTML5 outlining algorithm
- HTML5-style heading element levels
- Even more structural elements: <nav>, <aside>, <figure> (and <figcaption>)
- Putting it all together
- Accessibility and HTML5
- Summary
- Homework
- Further Reading

Chapter 4: A Richer Approach to Marking Up Content

- Baking the best cake we possibly can
- Ex-presentational elements and friends
- Block-level links with the <a> element
- Other elements with minor changes from HTML 4
- New semantic elements
- Extending HTML5

- Summary

Chapter 5: Rich Media

- The case for Flash
- Video the HTML5 way
- Audio
- Canvas
- SVG
- Summary
- Homework

Chapter 6: Paving the Way for Web Applications

- HTML5 forms
- Web applications
- The glorious dawn of the age of the standards-based compliant browsers, on a variety of devices
- Homework: Mark up the Join Gordo's Space Cadets form using the new markup covered

Chapter 7: CSS3, Here and Now

- A Refresher on the importance of web standards

- CSS 1, CSS 2.1, CSS3 ...
- Is CSS3 ready?
- The benefits of CSS3
- CSS basics refresher
- CSS shorthand
- The cascade, specificity, and inheritance
- CSS organization and maintenance
- Browser support, vendor prefixes, polyfills, and progressive enhancement
- Feature detection and polyfills
- Summary
- Homework
- Appendix: CSS3 Module Status

Chapter 8: Keeping Your Markup Slim Using CSS Selectors

- Selectors rundown
- CSS3 selectors
- Browser support
- Selectors of the future

- Summary
- Homework
- Appendix

Chapter 9: A Layout for Every Occasion

- The web of many devices
- The Visual Formatting Model of CSS it's boxes all the way down!
- CSS3 layouts
- Conclusion
- Further reading
- Homework

Chapter 10: Improving Web Typography

- Typeface and fonts
- Anatomy of type
- A brief history of web type
- Text as image
- sIFR

- Cufón
- SVG fonts
- @font-face
- Finding web fonts
- Baselines
- Designing with a grid
- Baseline grid in summary
- Fun with web type
- Control the quote glyphs
- Summary
- Further Reading

Chapter 11: Putting CSS3 Properties to Work

- Color and transparency
- Backgrounds
- Borders
- Drop shadows
- Gradients

- Detecting support and helping other browsers
- Summary
- Homework

Chapter 12: Transforms, Transitions, and Animation

- Translate, rotate, scale, skew, transform: 2D and 3D CSS transforms
- CSS transitions and CSS animations: compare and contrast
- CSS transitions: bling in 4D!
- Keyframin' with CSS animations
- Further Reading

Chapter 13: The Future of CSS or, Awesome Stuff That's Coming

- Hardware acceleration and CSS performance
- Internationalization
- Go forth and make awesome
- Appendix: essential links

Chapter 14: Video Tutorials

- Training Videos of HTML

- Training Videos of CSS

12. Practice Test

uCertify provides full length practice tests. These tests closely follow the exam objectives and are designed to simulate real exam conditions. Each course has a number of test sets consisting of hundreds of items to ensure that learners are prepared for the certification exam.

Here's what you get

15
PRE-ASSESSMENTS
QUESTIONS

2
FULL LENGTH TESTS

40
POST-ASSESSMENTS
QUESTIONS

Features

Each question comes with detailed remediation explaining not only why an answer option is correct but also why it is incorrect.

Unlimited Practice

Each test can be taken unlimited number of times until the learner feels they are prepared. Learner can review the test and read detailed remediation. Detailed test history is also available.

Each test set comes with learn, test and review modes. In learn mode, learners will attempt a question and will get immediate feedback and complete remediation as they move on to the next question. In test mode, learners can take a timed test simulating the actual exam conditions. In review mode, learners can read through one item at a time without attempting it.

13. Post-Assessment

After completion of the uCertify course Post-Assessments are given to students and often used in conjunction with a Pre-Assessment to measure their achievement and the effectiveness of the exam.

GET IN TOUCH:

 3187 Independence Drive
Livermore, CA 94551,
United States

 +1-415-763-6300

 support@ucertify.com

 www.ucertify.com